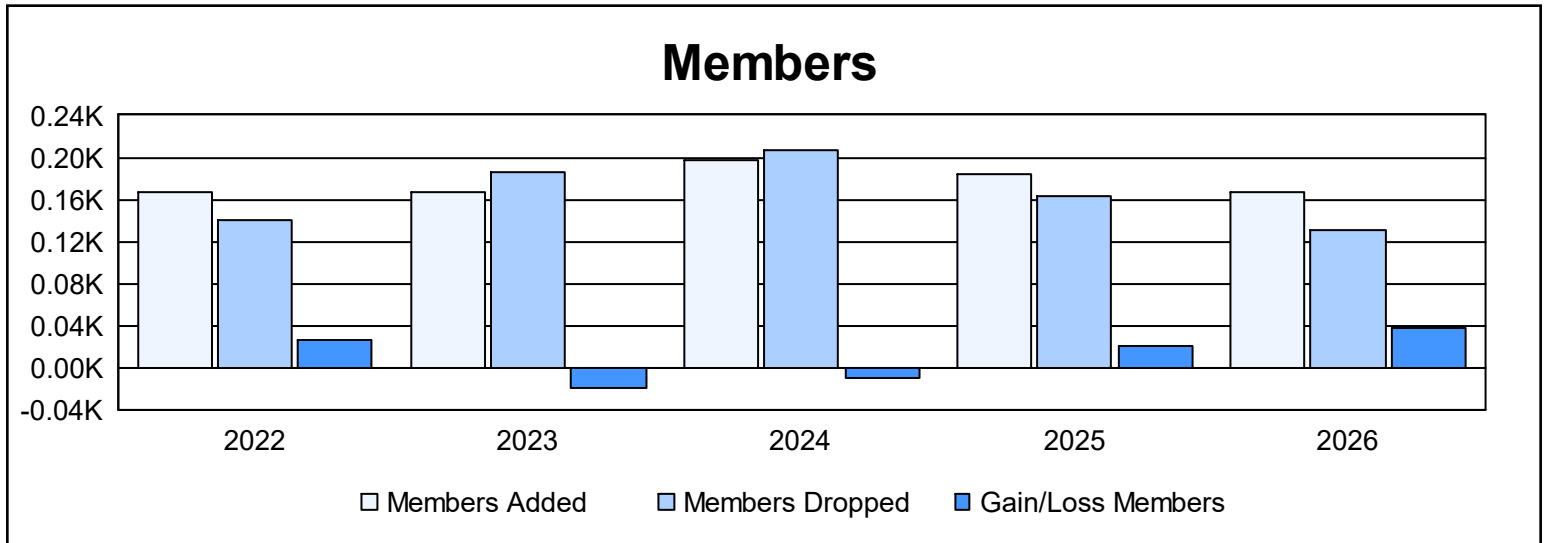
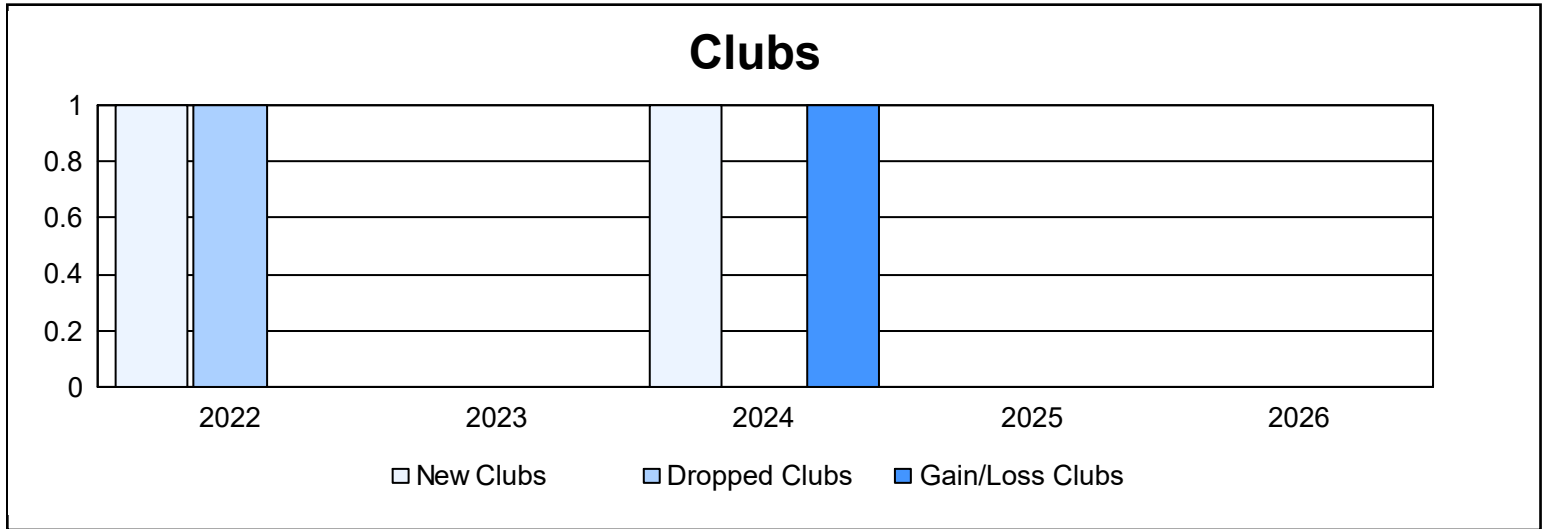
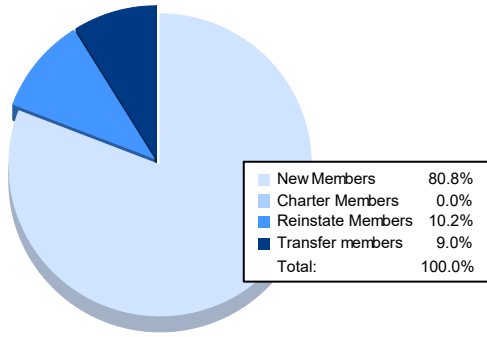


Year	New Clubs	Dropped Clubs	Gain/ Loss Clubs	New Members	Charter Members	Reinstate Members	Transfer Members	Total Member Added	Total Members Dropped	Gain/ Loss Members
2021-2022	1	1	0	128	23	9	7	167	141	26
2022-2023	0	0	0	151	0	4	11	166	185	-19
2023-2024	1	0	1	155	24	9	10	198	207	-9
2024-2025	0	0	0	158	0	17	8	183	163	20
2025-2026	0	0	0	135	0	17	15	167	130	37
<b>Average</b>	<b>0</b>	<b>0</b>	<b>0</b>	<b>145</b>	<b>9</b>	<b>11</b>	<b>10</b>	<b>176</b>	<b>165</b>	<b>11</b>



### Membership Composition April 2026 Cumulative



### Gender Composition April 2026 Cumulative

